



preLink® Tools and Accessories



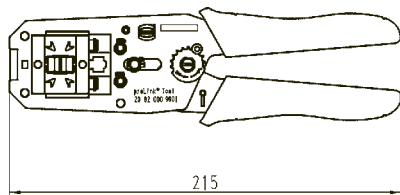
preLink® Installation Tool

The preLink® installation tool ensures the simultaneous, reliable pressing of all eight IDC contacts into their optimal position. The precise shortening of wire lengths ensures finalized assembly in a single step. The easy-to-use release lever allows every press point to be easily opened.

The tool is equipped with a cycles-ratchet-mechanism. In case of blocking, that mechanism allows the tool to be opened and the blocking element to be removed without damage.

Application: Crimping of preLink® Cable Plug
AWG 27 – AWG 22

Packaging: 1 piece



Description

preLink® installation tool

Ordering Code

CKZWZ002

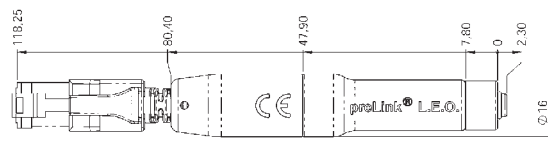
preLink® L.E.O. Detector

Detector is required to supply input voltage for modules featuring the L.E.O. Function.

Housing: Full metal
Supply: 12V battery
Contacting: RJ45 plug. Permanent contacting permits successful search for second link side.

Application: Transmission of light to the L.E.O. preLink® connectors

Packaging: 1 piece



Description

preLink® L.E.O. Detector

Ordering Code

CKZWD001